

Unit Standard **15408**

Describe motor vehicle safe motoring requirements and general locations of systems and components

Level 1 Credit 4 v5

Student Name:

School:

Date:

Marked By: _____ **Mark** _____ **%**

Feedback: **Excellent work**

Good work

Please attempt all questions

Please resubmit

USEFUL WEBLINKS

Instrument Panel

http://youtu.be/Hslb_pRU0k8

Pumping Up Tyres

<http://youtu.be/eAdrb3Mmffo>

<http://youtu.be/8-ki7L2KWF0>

<http://youtu.be/HGe63WU54FY>

Changing a Tyre

http://youtu.be/AT_pPIJTiyE

<http://youtu.be/3gSyHyrFN2Y>

Checking Fluid Levels

<http://youtu.be/267WxJa89dk>

<http://youtu.be/ct-VdqO5Mqk>

Vehicle Grooming

<http://youtu.be/yponMLLyFcI>

Avoiding Breakdown

<http://youtu.be/jNx-QNiaUfI>

Breakdown Tips

<http://youtu.be/aDTIs88J86g>

Parts of a vehicle

<http://youtu.be/ralw-IZAaf0>

Engine Parts

<http://youtu.be/XVdZj2EDmhM>

Steering System

<http://youtu.be/B7Ar1VxE4JU>

Suspension System

<http://youtu.be/nMQxqsyuJKE>

Braking System

http://youtu.be/bMg_j5_AGMg

Fuel Systems

<http://youtu.be/umdoG7qdWWs>

Electrical Systems

<http://youtu.be/vttAPR3Uy10>

Drivetrain

<http://youtu.be/gIGvhvOhLHU>

REVIEW QUESTIONS ONE

- Q1 What is the purpose of the odometer?
- Q2 What action should be taken if the brake warning light comes on while driving?
- Q3 What does the letter “F” indicate on a fuel gauge?
- Q4 What is likely to happen if the needle on a temperature gauge moves beyond the midway point?
- Q5 What does the tachometer indicate?

Q6 List the warning lights that may appear on a dash panel.

Q7 List two situations in which it would be necessary to have headlights on full beam.

REVIEW QUESTIONS TWO

Q8 Why is it important that tyres are correctly maintained?

Q9 What are the rules regarding tyre tread depth?

Q10 If a tyre is over-inflated, how would the tyre wear?

Q11 How often should a wheel alignment be carried out?

Q12 Why is it recommended to rotate tyres at each service?

Q13 List the equipment and tools needed to change a flat tyre.

Q14 List two safety precautions to be observed when changing a wheel.

REVIEW QUESTIONS THREE

Q15 What safety precautions must be taken when topping up engine oil?

Q16 How is the correct oil level indicated on a dipstick?

Q17 Why should anti-freeze not be added to the windscreen washer bottle?

Q18 Where should you stand when removing a radiator cap?

Q19 What is the purpose of checking fluid levels?

Q20 What would happen if brake fluid was spilt on a vehicle's paintwork?

Q21 List two safety precautions that must be taken when refuelling.

REVIEW QUESTIONS FOUR

Q22 Which two documents must always be displayed on a windscreen?

Q23 Where can a licence label be purchased?

Q24 List four items of information displayed on a licence label?

Q25 What information is detailed on the reverse side of a warrant of fitness sticker?

Q26 What is the purpose of a service maintenance schedule?

Q27 List four items of information displayed on a lubrication label.

Q28 Which document can be used to record the details of an accident?

Q29 What details should be recorded in the event of an accident?

Q30 List six vehicle parts that will be checked during a WoF inspection.

Q31 What is the main difference between a WoF and a CoF?

Q32 What must always be displayed when driving on a learners licence?

Q33 When can a learner driver drive without a supervisor driver present?

Q34 When can a restricted driver drive without a supervisor driver present?

REVIEW QUESTIONS FIVE

- Q35 What is the purpose of vehicle grooming?
- Q36 Why is it recommended to regularly apply tyre paint?
- Q37 What is the recommended procedure for removing tar from a vehicle body?
- Q38 Why is it important to quickly remove bird droppings from the vehicle body?
- Q39 List three instances where it would be necessary to replace wiper blades.

Q40 Why is it important that number plates are kept clean?

Q41 Why is it important to treat rust as soon as it appears?

REVIEW QUESTIONS SIX

- Q42 List six items that should be kept in a vehicle in case of breakdown.
- Q43 Explain why it is important to adjust mirrors before driving.
- Q44 List four checks that should be carried out before entering a vehicle.
- Q45 Provide two reasons why it is important to drive within the speed limit.
- Q46 What distance between a towing and towed vehicle must not be exceeded when towing a vehicle?

- Q47 What action should be taken when driving in poor weather on a busy road?
- Q48 List five safety precautions to take in the event of a vehicle breakdown on an open road.
- Q49 What is the maximum speed a vehicle that is towing another vehicle using a tow rope is allowed to travel on the open road?
- Q50 What is the name of the document that sets out the current rules of the road?
- Q51 List five safe driving techniques to be aware of when driving a vehicle.

Q52 Provide two examples of sounds that would need to be investigated if heard while driving.

Q53 Where in the vehicle can information be found that would give useful advice in the event of a breakdown?

REVIEW QUESTIONS SEVEN

Q54 Identify the components listed A-E in the following diagram.

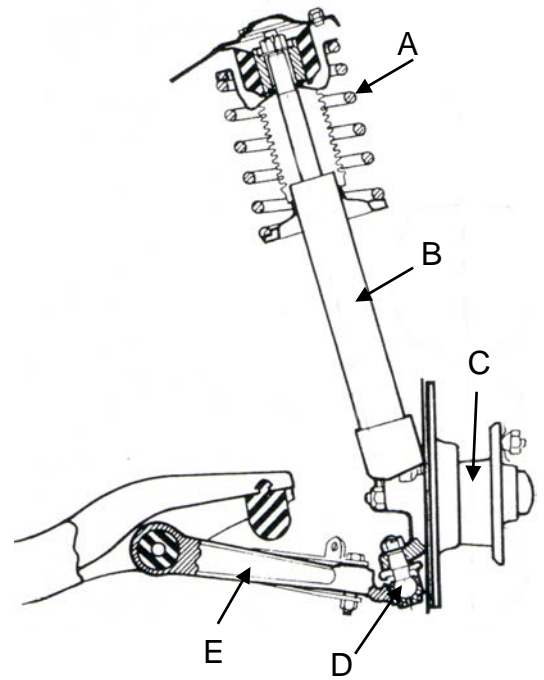
A:

B:

C:

D:

E:



Q55 Identify the components listed A-E in the following diagram.

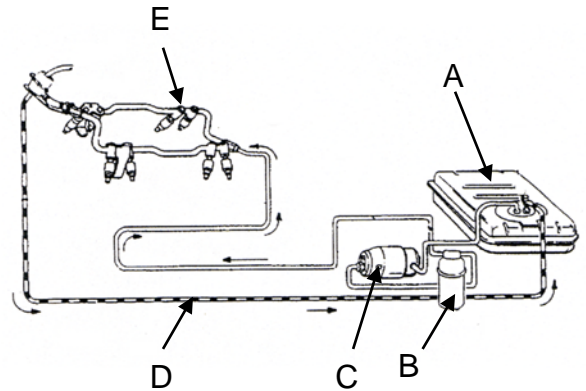
A:

B:

C:

D:


E:




Q56 Identify the components A and B.

A:

B:



A



B

Q57 Identify the components listed A-E in the following diagram.

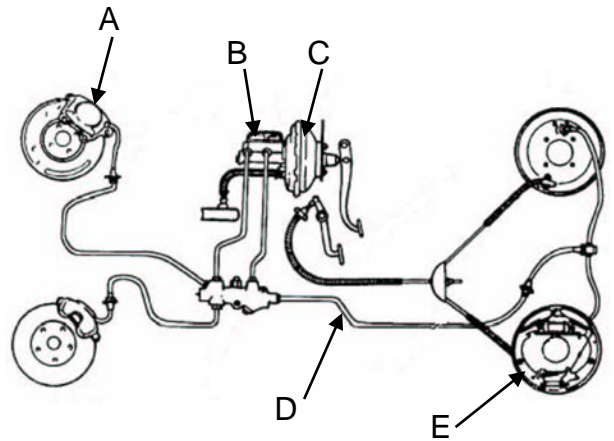
A:

B:

C:

D:


E:



Q58 Identify the components A and B.

A:

B:



A




B


Q59 Identify the components A and B.

A:

B:



A




B


Q60 Identify the components A and B.

A:

B:



A



B