

It's a  
better home  
you own.



# Specifications

  
GOLDEN  
HOMES®

# Specifications

## What's the best fit for you?

Choosing specifications for your home is the most exciting part of building for many families.

Selecting colours, flooring options and fittings... The decisions that you make to give your home style and character will make your Golden Home truly unique.



We understand that each family has a different budget when building a new home, so we designed 2 different ranges of specifications to suit every budget.

### Golden

Our signature range of contemporary specifications, offering a wide selection of choice to suit any taste.

### Goldstar

Simplicity and cost efficiency in mind, without compromising on quality, value or innovation.

	 GOLDEN	 GOLDSTAR
<b>General and Foundations</b>		
Design flexibility including in-house drafting service	●	○
Full set of Codemark™ approved plans	●	●
Fixed price building contract	●	●
Site contour plan by registered surveyor	●	●
Engineered RibRaft foundation – provides up to a R2.2 insulation rating	●	●
Construction risks and public liability insurance	●	●
Exclusive Goldseal® completion and defects warranty	●	●
Colour consultation	●	●

### Exterior and Framing

	Textured finish	Satin finish
Metal shake tile roof – hip and gable options		
Fire resistant roof paper and metal battens under roof tiles	●	●
Styleline or corrugate profiles to mono roof options	●	●
Exterior cladding options: Brick, Linea™, Rockcote®, ZX Panel®	●	●
Double glazed powder coated aluminium windows and doors	●	●
AllSeasons™ joinery with thermal break technology	●	○
Passive integrated vents to bath and ensuite	●	○
Powder coated aluminium front door with digital entry keypad	SR-15	SR-2
MagnaFlow fascia and gutter with aluminium downpipes	●	●



● Standard    ○ Optional







**Exterior and Framing cont.**

	 GOLDEN	 GOLDSTAR
Sectional Colorsteel garage door with opener and 3 remotes	●	●
ZOG® engineered Axxis® steel framing - 50 year durability warranty from NZ steel - Asthma Foundation Sensitive Choice approved - Independently tested to withstand magnitude 9 earthquake - Wall height 2400mm, roof pitch 25°, mono 5-10°	●	●
Home-RAB® thermal break Rigid Air Barrier	●	●

**Interior**

Flush MDF painted doors with Schlage Elan satin chrome hardware	Premium	Standard
40mm architraves and 60mm skirting	Pine	Pine
Scotia	Gib® Alto 2 Step	Gib® Classic 55mm
Plasterboard	10mm Gib® Ultraline	10mm Gib® Standard
Shelving	White MDF towers/shelves	White ventilated wire
Ceiling insulation	R5.0	R3.6
Wall insulation including R0.3 from Home-RAB® thermal break	R2.5	R2.5

**Kitchen**

Benchtops	20mm Engineered Stone	50mm Laminate
Arborform door and drawer fronts	●	●
Stainless steel sink	Under mounted	Top mounted
Hettich soft close hinges, artic grey drawer bases and non-slip mats	●	○
2355mm high units with 52mm negative detail and bulkhead	●	○
KK12 double rubbish bin under bench	●	○
Glass splashback painted in Resene colours	●	○
Air pressure switch on sink to operate waste disposal unit	●	○
Methven sink mixer	Maku	Echo Minimalist

**Kitchen Appliances**

Fisher & Paykel oven	OB60SC7EPX1 - Pyrolytic	OB60SC5CEX1
Fisher & Paykel cooktop	CI604DTB1 - Induction	CE604CBX2
Fisher & Paykel rangehood	HC90DCXB3	HC60PLX4
Fisher & Paykel dishwasher	DD60DAX9 - Dishdrawers	DW60FC2X1
Fisher & Paykel microwave	OM25BLCX1	○
Fisher & Paykel waste disposal	GD75IA1	○



● Standard    ○ Optional







## Plumbing

	 GOLDEN	 GOLDSTAR
Vanities	Michel Cesar Qubo	Clearlite Statesman Classic
Clearlite showers	Millennium	Sierra
Clearlite glass shower doors	Brushed Satin	White
Toilet suite	VCBC Onda OZ306	Stylus Venecia W45006W
Bath	Athena Liquid 1675mm	Clearlite Pacific 1655mm
Methven basin mixers	Maku	Echo Minimalist
Methven bath and shower mixers	Maku	Echo Minimalist
Methven sliding shower rail	Koha Satinjet	Echo Minimalist
Mirrors	●	○
180L mains pressure HWC	●	●
Robinhood Laundry Tub	ST7003	ST7003
Exterior hose taps	2	2

## Electrical

Recessed downlights	LED	LED
Light switches and power points as per plan	●	●
TV outlets	2	1
Telephone outlets	2	1
Hardwired smoke detectors	2	2
Stainless steel heated towel ladder	●	○
Heat light extractor fans	●	●
Alarm including keypad, 3 sensors, internal screamer and external siren	●	○

## Decorating

Tiles to bath surround and vanity splash	●	●
Resene Spacecote paint to ceilings	●	●
Resene Spacecote paint to walls	●	●
Resene Lusteracryl semi-gloss paint to doors, trims and skirting	●	●
Resene Sonyx low sheen to exterior	●	●

## Handover

Pre-handover walk through with construction supervisor	●	●
Professional house clean	●	●
Site cleaned of construction rubbish	●	●
Customised product warranty and maintenance folder	●	●

● Standard    ○ Optional









**goldenhomes.co.nz**

