

FENDT

Fendt 300 Vario





Fendt 300 Vario: Always the right choice. For 40 years. And for many years to come.

Engine		311 Vario	312 Vario	313 Vario	314 Vario
Maximum power ECE R 120	kW/hp	83/113	90/123	98/133	104/142
Maximum power with DP ECE R 120	kW/hp				112/152

The Fendt 300 has been a unique success story since 1980, with 140,000 vehicles sold. This series is perfect for most farms in terms of performance, quality, versatility and outstanding residual value. The fourth-generation Vario features the all-new FendtONE driver's workstation as well as the high-end model 314 Vario with 152 hp max. output. The concept seamlessly unites machine and office. Again, this makes the Fendt 300 Vario a pioneer among compact standard tractors.



When new solutions and long-lasting values come together.

Anyone who has experienced a Fendt 300 Vario knows just how awesome it is. Whether in grassland, on the field, during transport or for municipal work – the new generation is modular and perfectly adaptable to your requirements. A fantastic investment, the Fendt 300 Vario is your reliable companion for all your work's challenges, today and tomorrow. Always a good decision.



Fendt 300 Vario Spotlights. Special. Better.

A Fendt 300 Vario is characterised by its thoughtful design down to the last detail. This latest generation includes four models in power classes ranging from 110 to 152 hp in the three configurations from Power and Profi up to Profi+. This overview shows the special Fendt solutions – our Fendt Spotlights – that make the difference and simply make your work better every day.



10. High ground clearance for crop protection
Plant protection and fertilisation in late growth stages increase yield. The Fendt 300 Vario offers a high ground clearance of up to 500 mm and makes light work of special crops.

1. VisioPlus cab: perfect all-round view
A wonder of visibility and space, with a 77° uninterrupted panorama and no cross bar. Perfect view, even at night, with crossover lighting.

2. FendtONE driver's workstation – intuitive operation
All the control units are centralised on the dashboard and armrest concept with multifunction joystick. Customise the entire workstation with freely assignable buttons. Option to upgrade to fully integrated 12" terminals on the armrest and in the roof liner.

3. Fendt DynamicPerformance: smart added power concept
For greater area coverage and higher productivity. Extra power boost of up to 10 PS on the 314 Vario at any speed.

4. Three front power lift configurations for precision adjustment and perfect traction
The comfort front power lift with position and load relief control ensures the best feed quality thanks to the constant working height. The weight transfer from the mower or packer to the front axle brings more traction and keeps on track better on the slope.



5. Fendt Guide lane guidance for unrivalled productivity
With SectionControl, VariableRateControl, Contour Assistant and Task Doc. Access the same innovative solutions across all your Fendt tractors.

6. FendtONE – seamlessly connecting machine and office
FendtONE – new driver's workstation combines machine operation, communication and documentation with the office in one unit. 4 modules: Guidance System, Agronomy, Telemetry, Machine Control.

9. Perfect modularity with Power, Profi and Profi+ ex works
You can tailor the Fendt 300 Vario to your particular needs. With 210 options and 150 tyres and tracks ex works.

8. The superior driving and working comfort of an HGV
Smart 4-in-1 system: self-levelling front axle suspension, optional mechanical or pneumatic suspension cab, active shock load stabilising and Fendt Reaction steering.



7. Light, agile, stepless gliding at just 33 kg/hp
Soil compaction reduces yield – a fact that applies both to arable farming and grassland. Extensive tyre options and the low weight-power ratio of the Fendt 300 Vario are gentle on your soil. At just 5010 kg or 33kg/hp, the Fendt 314 Vario is a real lightweight.

Innovations and perfect modularity.

Compared to the previous series, the new Fendt 300 Vario boasts a total of 24 innovations. 13 of these are packed into the standard configuration, Power. The Profi version offers four additional innovations embedded in the terminal and Infotainment system, and the Profi+ links the vehicle with the office via a range of options in terms of telemetry, lane guidance, machine steering and agronomy. The detailed table below shows all the added options offered with the new Fendt 300 Vario.



Equipment ranges Power, Profi, Profi+


You can opt between 2 different settings for each equipment variant. The illustrations show standard equipment with optional front power lift module.



Power Setting 1
 - No crossgate lever
 - 1 linear module (rocker pair) to control hydraulic valves



Profi Setting 1
 - Crossgate lever
 - 1 linear module (rocker pair) to control hydraulic valves




Profi+ Setting 1
 - Crossgate lever
 - 1 linear module (rocker pair) to control hydraulic valves
 - 12" terminal



Power Setting 2
 - Crossgate lever
 - No linear module (rocker pair)



Profi Setting 2
 - 3L joystick
 - 1 linear module (rocker pair) to control hydraulic valves
 - 12" terminal



Profi+ Setting 2
 - 3L joystick
 - 1 linear module (rocker pair) to control hydraulic valves
 - 12" terminal

Power – innovations	Profi – innovations	Profi+ – innovations
Top-end model 314 Vario with up to 152 hp engine output (ECE R120), 650 Nm; Fendt DynamicPerformance (DP)	12" terminal on armrest with touch and pushdial control (standard from Profi Setting 2)	FendtONE – Driver's workstation – Connect tractor controls with planning tasks from the office, all on the terminal
Efficient EU Stage 5 emissions technology with DPF, SCR and DOC	Second 12" terminal, optional in right side of roof liner, retracts half way	Fendt Guide tracking is the same from Fendt 500 Vario to 1000 Vario – end-to-end functionality
Visctronic fan – up to 1.4% fuel savings compared to conventional fans	Infotainment, 4.1 sound system – AM/FM/DAB/Bluetooth, USB, AUX – hands-free speaking system, superior audio quality	Automated steering module – with tractor preparation and Fendt Guide for more productivity
New gear ratio: 40 km/h at just 1,550 rpm – runs quietly on less fuel	3L joystick	Contour Assistant with Single Track / Contour Segment control
Adjustable multifunction armrest with controls on the driver's seat		Agronomy module: create and report jobs with Task Doc Documentation and Task Manager control
10" central digital dashboard; pushdial, 4 quick access keys		Machine control module: simple control of ISOBUS attachments via ISO 11783 interface
2-way multifunction joystick with proportional hydraulic control, cruise control adjustment on pushdial		Telemetry module: Fendt Connect: best analysis and fleet management
Armrest keypad – keys assigned with flexible colour coding; 5 freely assignable keys (IOM)		
Control panel for front + rear power lift with proportional control		
Linear module controls (rocker pair) with colour coding		
Self-levelling front axle suspension, lockable		
Up to 7% improved traction and increased area coverage		
4WD and automatic differential lock steering angle and speed-led		
Valve connection in front panel for quick coupling/uncoupling		

THE DRIVER'S SEAT ON THE FENDT 300 VARIO

Your favourite place with a wide view.

VisioPlus cab: perfect all-round view

The Fendt VisioPlus cab is a true wonder of visibility and space, with a 77° panoramic view. The windscreen arches into the roof without an obstructive cross bar, giving you a continuous view of the extended front loader. The curvature means any material just slides off. To the ground and straight ahead, your line of vision is improved with the compact bonnet and waisted half-frame. Added to this is the ingenious FendtONE workstation with the multifunction armrest anchored to the driver's seat. You will immediately feel at home here. Driver and passenger seat, visibility, controls and suspension – the entire body of the cab has been well thought out from the ground up, designed for your well-being and ultimate working conditions.

Open or closed? – 3 cab configurations

You can have a door on the right-hand side too, for even more flexible entering and exiting. The advantages are that it's easier to clean the vehicle and quicker to hitch/unhitch the front loader. If you prefer a windscreen that opens, the Fendt 300 Vario offers one with a split window pane. The VisioPlus cab comes with 6.2 m² of glazing for continuous all-round visibility without a B-pillar getting in the way on the right-hand side. The opening front window has 2 handles so you can shut it firmly.

The attention to detail makes all the difference

Enjoy the wide steps and easily accessible door handle. A range of smart details brings more joy to your every day. This includes a cooler box, a number of storage compartments, three stretch nets and built-in cup holder. With the cab closed, the ingenious integrated cabling means each cable is laid from the outside in. Dust, noise and water stay outside. There is an additional handle on the rear window so you can reach the open window at any time.

Optional cab suspension

A perfectly fine-tuned cab suspension is key to safe and easy driving and working. The mechanical cab suspension effectively minimises vibrations and shocks. The pneumatic cab suspension included in the Profi and Profi+ packages features a self-levelling function at the rear for even suspension.


Unique Fendt crossover lighting for best illumination

The outside front work lights effectively prevent shadows. The secret lies in the unique Fendt crossover design of the front work lights. This successfully avoids glare from the hood and drop shadows, giving you a particularly broad field of light, whatever the job at hand.

The VisioPlus cab has a range of storage options – the cooled compartment at the back left, under the passenger seat, and in the roof liner left and right. There are also compartments under the armrest and on the back of the seat, as well as the built-in cup holder.

The wide, opaque roller shade is adapted to the curved front window and can be adjusted to any position you like.

A special feature of the Fendt 300 Vario is the vertical handle on the rear window, which lets you open and close the window from the comfort of your seat.



Panoramic windscreen with 77° vision for a full view upwards and over the wheel arches.



Fendt offers a clever solution for cables that run from the rear of the tractor into the cab. Cables can be guided through the lead-through, no matter what kind of cross section they have. The rear window can be closed, so dust, dirt, water and noise stay outside.



The clever ventilation and air-con design distributes the air perfectly from the steering column and from a side vent for the right window. There is also an overpressure and auto defrost function. The inside temperature is displayed on the dashboard. The foldable roof hatch provides draught-free ventilation.

Two windscreen wipers to choose from: Segment wipers with intermittent operation or parallel wipers for an even larger wiper field.

The new FendtONE driver's seat.



Central dashboard

With its modular design, the Fendt 300 Vario can be perfectly adapted to your requirements with a range of equipment to choose from. The Power variant starts with the high-performance, adjustable 10" digital dashboard. Simply adjust the settings with the new pushdial on the right-hand armrest. The entire cockpit can be completely rotated and adjusted by foot pedal.

FendtONE: intuitive use, connecting machine and office for the very first time

The Fendt 300 Vario series has been one of Fendt's biggest sellers for years. This latest generation comes with FendtONE – an all-new driver's workstation. For the first time, the intuitive FendtONE operating philosophy combines machine operation with direct communication in the office. This makes the Fendt 300 Vario an absolute pioneer in ergonomics, control and ease-of-use. The concept is supplemented with an optional infotainment package and 4.1 sound system. Meticulously designed down to the last detail, it offers you the experience of intuitive control and functionality. The new driver's workstation includes a large 10" dashboard, an armrest with multifunction joystick and, depending on the configuration, a 12" terminal. With the armrest anchored to the seat, you can easily adjust any setting without much movement at all. There is also a second optional 12" terminal, which you can stow half way into the cab roof. The 3L joystick opens up new possibilities.

Pure ergonomics: multifunction joystick and crossgate lever

Intuitive operation and ergonomics were paramount in the development stage. The multifunction joystick with improved handrest, for example, has been equipped with added functions and the crossgate lever has been ergonomically optimised, making it easier to operate different attachments. The new joystick has a total of 16 buttons as well as 2 proportional buttons. 13 of these can be freely assigned.

Armrest control panel with ingenious colour guidance

Here you will find all functional groups in one place, in colour-coded control panels for gearboxes, power lifts, hydraulic valves and PTOs. There are also five freely assignable buttons, so you can customise the controls. The button allocation is set with the Individual Operation Manager (IOM) on the terminal. A clever colour concept helps the driver to quickly find their way around and avoid operator errors. The driver immediately sees whether buttons have been re-allocated by the colour concept. In the IOM you can also reprogram the preset buttons, for functions like pre-activating the steering system (On/Off), the all-round indicator lights (On/Off) and valves.

Infotainment bundle with 4.1 sound system

Four high-end speakers and a subwoofer deliver superior sound quality in the VisioPlus cab. Enjoy playback from your smartphone via USB, AUX-IN and Bluetooth. FM/AM/DAB+/HD and two antennas with permanent channel search also ensure uninterrupted radio reception. Make phone calls in your Fendt 300 Vario with a fantastic quality hands-free kit. Eight microphones installed in the roof liner mean your hands are free and the acoustics are perfect. Use the Varioterminal options and the side control dial.



Settings and overview in the dashboard

Shown here is the main digital cockpit where you can easily configure the main function groups. Your road driving info is on permanent display on the left and right. On models without the 12" terminal, you will find the settings for the main groups in the middle; power lifts, hydraulics, engine and transmission, onboard computer with consumption rates, ventilation, lighting, front axle suspension, valve assignment, as well as service and diagnostics. It's all in your control with the new pushdial on the right-hand armrest.

A workplace that feels like home. 12" terminal – armrest and roof-mounted, plus 3L joystick.



Retractable roof terminal:
The extra 12" roof terminal on the right is linked to all the other terminals. You can shift the content so it works for you ergonomically. You can also partially push this terminal into the roof for a better overview on the road, so you can still use 50% of the display area for main views over three sections.

New 12" terminals – more functions and display area
Depending on the equipment variant, the Fendt 300 Vario now features the 12" terminal, which includes all the guide-assist systems, such as Contour Assistant, SectionControl and VariableRateControl. The ever-increasing number of terminal applications means you need more display room in the tractor. Together with the new operating philosophy, the new Fendt 300 Vario features an optional second 12" terminal in the roof on the right-hand side. Up to 6 freely configurable screens are shown on the terminals. The terminals can be operated using the pushdial but also via touch, for easier control. You can also assign the use of the keys in the Individual Operation Manager (IOM). A clever colour concept helps the driver to quickly find their way around and avoid operator errors. Linking the terminals, drivers can customise the display areas and get a better overview.



Crossgate lever and 3L joystick
There is a crossgate lever or 3L joystick to control the 3rd and 4th hydraulic control units as well as the front loader, depending on the configuration. With the 3L joystick, you can control the front loaders Fendt Cargo and Fendt CargoProfi, including their special functions.

Flexible key assignment with Individual Operation Manager (IOM)
IOM offers a valuable practical advantage for driver-specific assignment. Drivers can decide for themselves where they want to control key functions from. Each driver can save their individual settings.

As well as the familiar clover leaf operation, the new multifunction joystick includes two controls for proportional valve control as well as four freely assignable white keypads.

This is where you can easily manage the usual transmission and driving functions with pushbuttons: including two engine speed programs, two cruise control settings and a new dial-controlled active cruise control setting.

The crossgate lever offers sensitive control without you having to reach over two control valves. Complex implement functions can be controlled with the optional third and fourth hydraulic circuits. These are activated and controlled by pushbuttons on the crossgate lever.

Five white buttons ready for you to assign: You have the option to freely assign functions to specific controls. Never before has the workplace seen this level of individualisation for different drivers.

The lower control level includes the LED display for each setting. The driver immediately sees whether buttons have been re-allocated by the colour concept. By default, these are the hydraulic valves.

You can easily manage the air conditioning and infotainment with two dedicated dials.

Use the central pushdial to decide what to display on the Fendt 300 Vario. This includes four quick access keys for Back, Launchpad, Overview, Individual Operation Manager (IOM) and switching between terminal and dashboard.

Here are the control buttons for the all-wheel drive, differential locks on the left, power-lift settings on the right and in the middle the five freely assigned white buttons.

In the middle operating level, from the left, we have the following: hand throttle, speed spread, adjustment rockers 1 and 2 (freely assignable), PTO actuation as well as front power lifts and rear power lifts with depth adjustment.

Operation of the front and rear PTO shaft



THE ENGINE ON THE FENDT 300 VARIO

What a drive. On the field and on paper.

DynamicPerformance (DP), Fendt's added power concept for greater area coverage and higher productivity

The Fendt 314 Vario DP has a maximum engine power of 152 hp at an impressive torque of 650 Nm. The innovative power-boost concept DP releases up to 10 hp more power when it's needed. It is not tied to driving speeds or special operational tasks, but works purely dynamically. Typically, the engine power of tractors is distributed across numerous power consumers – such as the PTO, hydraulics, engine fans and air conditioning. The system detects when certain components need more power and then provides it through smart control. DP works at a standstill – such as with your feed mixer wagon – just as it does on the move. DP also kicks in for groundwork and for slow transport journeys according to the power required from active consumer units. The 10 hp extra power is great for farms that want a compact, lightweight and powerful tractor with reserves.

Economical and low-maintenance

The fuel pre-filter with thermostatic valve allows the tractor to start reliably, even at very low temperatures well below zero, since the pre-warmed fuel flows from the return into the prefilter. The radiator and filter are arranged for ease of maintenance. With the Fuel and AdBlue consumption indicator you can monitor your current and long-term consumption. You can also store consumption during various type of work. This helps the driver choose an economic style of driving.

Emission control with passive DPF, DOC and SCR

The SCR exhaust technology together with the passive diesel particulate filter (DPF) proves to be particularly fuel-saving because the DPF does not require additional diesel injection during regeneration. The additional injection of the urea solution AdBlue reduces nitrogen oxides to a minimum. Combined with a diesel oxidation catalyst (DOC), emissions are reduced effectively and the tractor complies with the latest Stage 5 / Tier 4 Final emissions standards.

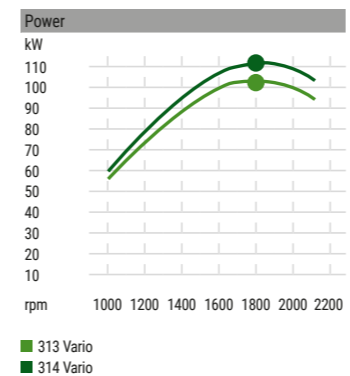
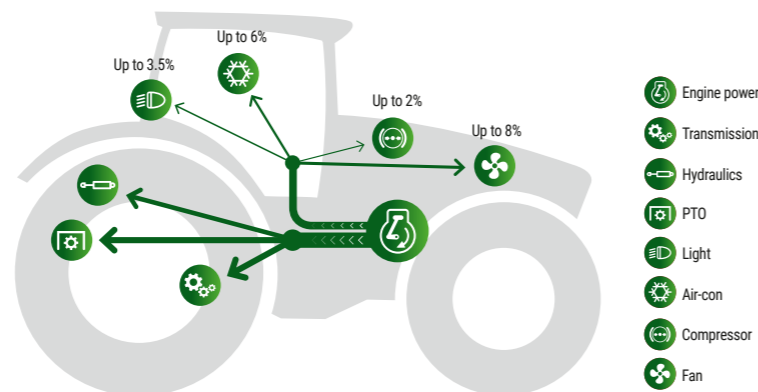
The new digital-control Viscronic fan adapts extremely sensitively to actual cooling requirements. This saves up to 1.4% in fuel and runs more quietly than a conventionally controlled fan. It also reduces repairs and increases service intervals even in dusty conditions.

Excellent accessibility for maintenance: Both the direct air supply and easy access to the foldable climate capacitor and coolers make it all extremely maintenance-friendly. The flat radiator floor ensures low sensitivity to dirt.

The large tank holds 210 litres of diesel and 22 litres of AdBlue for long-range results. Work longer without refuelling. Practical: The Diesel and AdBlue filler necks are located on the same side of the tractor.




The smart power-boost concept Fendt DynamicPerformance (DP) on the Fendt 314 Vario releases up to 10 hp more power on demand. This is regulated depending on the operating conditions at any speed. You can also benefit from PTO power either at a standstill, for soil cultivation or during transport. The benefit is a lightweight tractor with more power and less fuel consumption per hectare.



Smart power boost design with DP and up to 10 hp extra power

- High maximum torque: max. 650 Nm / 1,500 rpm (314 Vario DP)
- Increased idle speed with smart reduction



TRANSMISSION AND PTOS ON THE FENDT 300 VARIO

Fendt Vario: a winner for more than 25 years.



Enjoy Vario added power – save up to 7% on time and 9% on diesel

The extra power of the Fendt Vario comes from always working at the perfect speed and optimum efficiency to achieve maximum area coverage. It taps into power reserves that shift gears just can't touch. Independent publications show that this saves you up to 7% in working hours* and up to 9% diesel* compared to shift gears, depending on the type of farm. For a 100 ha forage farm, that's up to 46 working hours over 6 working days and 11,600 litres of diesel** per year saved over 7,000 operating hours. In terms of cash benefits with the continuous system, that's over €25,000**!

Perfect handling: stepless at 20 metres/h – reverse and two cruise controls without changing gear

From a dead slow 20 m/h up to 40 km/h at just 1550 rpm, work with continuous power transmission without changing gears. Even on slopes you can come to a smooth standstill thanks to the active stop control – gently and without any jolting. This protects you and your soil. Another benefit is the stepless, wear-free reverse – optionally via joystick on the right or the reversing lever with integrated holding function below the steering wheel on the left. Especially important for loading work. With two cruise controls and new dials, you can save, action and adjust two different speeds.

The perfect duo: TMS and automatic limit load 2.0

The tractor management system controls the engine and transmission so that they are always effortlessly working at their best. You specify the target speed. Then there's the automatic maximum load control, which sets the engine pressure according to power requirements. This means the engine works at its ideal speed range. You can also choose to adjust the maximum output control manually. With kick-down mode you can start off like driving an automatic car.

Rear: Triple PTO with start-up control and lift height-dependent PTO automatic mode

For an implement-friendly take off, just preset the start-up control electro-hydraulically at the push of a button in the Variocenter. Another benefit is the PTO automatic mode, which switches on and off depending on the lift height.

Exclusive Fendt benefit: Rear PTO with external actuation and engine speed increase

Practical example of filling the slurry tanker: Activate the PTO externally then increase the engine speed in the cab: now a thing of the past because the engine speed increases when you activate the PTO externally. The good news for you is you no longer have to keep getting in and out the cab.

Basic data: *Landwirtschaftliches Wochenblatt Westfalen-Lippe, 5-2001; 100 ha forage farm; **Own calculations: 140 hp tractor, 700 operating hours per year – runtime 10 years/7,000 operating hours; average consumption 20 l diesel / operating hours; saved operating costs: Rental costs for a 140-hp tractor – €20/operating hour*** (machinery syndicate rates 140 hp – <http://www.mr-bayreuth.de/images/inhalte/verrechnungsheft2018.pdf>, 460 operating hours = €12,800/7,000 operating hours)

Driving pedal or joystick control: The driving mode can be selected individually. The speed can be controlled with either the pedal or the joystick. Change drive direction either with the joystick or the reverse lever with built-in stop and go function.



Wear-free reversing with neutral and Stop and Go. Constant power transfer – for smooth, soil-protecting acceleration.



The ingenious Fendt Vario transmission is a hydrostatic-mechanical power split drive. The PTO stub rotates freely.



Superior productivity with Vario added power.

- Enjoy the perfect working speed every time, as well as snap-action, single-lever control without repositioning
- TMS – perfect engine/transmission management with automatic limit load 2.0
- Smooth acceleration and driving including Kickdown mode like on an automatic car
- Integrated super creep gears from 20 metres per hour; 2 cruise control settings
- Stepless, wear-free reversing
- 40 km/h at a quiet, fuel-saving 1,550 rpm
- Time savings of up to 7% and up to 9% less fuel compared to shift-gear designs

VERSATILITY AND FLEXIBILITY: HYDRAULICS – FRONT AND REAR POWER LIFT

Ahead of the rest in more ways than one.



Hydraulics system with up to 110 litres of flow volume
The Fendt 300 Vario is equipped with a powerful 110 l powershift control pump as standard in the Profi configuration. This pump capacity keeps the engine speed low, which saves fuel effectively, even during demanding work. Power models have an 84-litre constant flow pump as standard with the option of a 110-litre pump.

EPC – rear power lift for 100% overview and functionality

The rear linkage with a lift capacity of 5,960 daN lifts even the heaviest mounted implements to their full extent, every time. Shock load stabilising ensures quiet driving without stressful vibrations. From the cab you have an excellent view of the lower links, ball-type coupling and trailer opening. You'll love the rear of the tractor with its practical advantages: including the unrivalled one-handed lower-link latch and the simple spindle adjustment of the lift rods with an integrated scale. Change the spread of the lower links without tools using the bolts and elbow screw. For a full overview of all the power lifting benefits, please see the Accessories section at the back of the brochure.

Three front power lift versions to suit every task

The power lift with vibration damping is available as standard, with position control as well as an exclusive comfort front power lift with position and load relief control. This all helps optimise your feed quality. With the comfort front power lift, you can define the field pressure in the Varioterminal for balanced implement driving. This is a great help with a front mower, because the implement follows the ground contour precisely, at a constant height. No need for conventional relief springs. The weight transferred from the implement to the front axle simultaneously increases traction and prevents drift on the hillside. Research studies confirm that this optimises the feed quality, as the raw ash content in the feed decreases if the sward is not punctured. For winter work with a snow plough, the constant field pressure control provides uniform clearing results.

Separate oil supply – high extraction quantity

The separated oil supplies for the hydraulics and gearbox prevent the oils from mixing, which is especially important if implements are changed frequently. The high oil volume of 43 litres also allows use of large skips.

The exclusive front power lift with load-relief control follows the ground contour with precision when used with front mower, packer or snow plough. Depending on the task, you can work in a way that protects the implement and the soil, along with the best traction and lane-keeping, by shifting the implement weight to the front axle.



The front power lift is fully integrated and sits tight against the vehicle. This keeps the linked machines highly manoeuvrable. The lower links have a particularly good bottom grip and can be folded for parking. Bellows protect the lifting cylinders against stone impact. The vibration damping fitted as standard prevents bounce and guarantees safe driving and comfort.



The hydraulic couplings in the rear are neatly aligned and colour-coded. The dust caps close by themselves. For easy coupling, the connections are offset and decoupled under pressure.



Front and rear power lift

- Set working depth of front hydraulics (Comfort package)
- Front PTO (on/off)
- Front linkage (lift/lower/fast-retract)
- Rear PTO (on/off)
- Lock front power lift
- Lock rear power lift
- Floating position of front implement (e.g. mulcher)
- Position mode of front implement
- Position mode of rear implement
- Floating position of rear implement (e.g. cultivator)
- Push button to set power lift
- Set working depth of rear hydraulics
- Rear hydraulics (lift/lower/fast-retract)

VEHICLE DESIGN – BUILD – PAYLOAD – CHASSIS – MANOEUVRABILITY

Because details make all the difference.



The superior driving and working comfort of an HGV
The smart 3-in-1 system guarantees maximum ride comfort and ease-of-use: self-levelling front axle suspension, optional cab suspension and active shock load stabilising. This is combined with the exclusive Fendt Reaction steering for safe straight-ahead driving, which enables particularly sensitive and safe control and has excellent responses for safe straight-ahead driving.

Front axle suspension – up to 7% more area coverage and superior comfort.
The self-levelling front axle suspension with 80 mm suspension guarantees optimum traction and increases your area coverage by up to 7%. The ever powerful Vario drive also delivers the best driving safety even on hillsides or with front loader use.

Self-levelling front axle suspension with full control
The integral automatic self-levelling with position sensor guarantees constant suspension comfort independent of load. The suspension can be completely deactivated at the touch of a button for any tasks that require particular accuracy and precision, e.g. loading work.

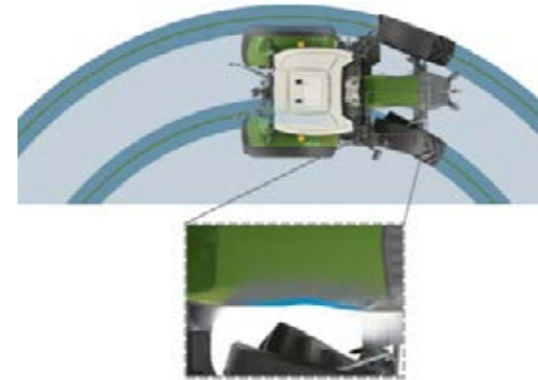


Safe driving, even with high payloads
The Fendt 300 Vario is based on a robust cast half-frame, which is designed for a permissible overall weight of 8,500 kg and a high payload of 3,500 kg. The space-saving half-frame design creates the space required for the suspension with longitudinal arm, which provides especially high ride comfort.

Smart 4WD and automatic differential lock
The automatic steering and speed-dependent system for 4WD and the rear multi-disk differential lock is a huge help on the headland. Depending on the requirements, both systems are switched on or off depending on steering angle or speed. The result is ultimate tractive power and soil protection with full manoeuvrability.

Smart assistants for even more safety
The Fendt 300 Vario features two active assists for deceleration and brake lights, for increased driving safety. Any deceleration of the vehicle even without braking triggers the brake light indicator and provides faster early detection for the traffic behind you. By detecting thrust, the deceleration assist ensures increased driving stability and flexibly adjusts the deceleration when driving with a trailer attached. This ensures less load on the drive train and a long service life.

Superbly agile with a waisted half-frame
Profi, the farming trade magazine, praised the outstanding manoeuvrability of just 10.20 m (11/2016) in combination with the pivoting mudguard. The waisted design of the half-frame creates more space for an optimal steering angle, which means greater manoeuvrability.



Self-levelling front axle suspension for greater area coverage and traction
The self-levelling, lockable front axle suspension is built as a vertical swingarm with 80 mm suspension. This design combines smooth running with the best traction. An integrated position sensor, together with the self-levelling, ensures permanent traction and consistent driving comfort. What's more, even when the suspension is locked, for example when working with a front packer, the swing of the front axle is fully maintained for complete ground contact.



Automatic steering axle lock: This assist system unlocks the trailer's self-steering axle at a predefined speed. On straight stretches, the locked self-steering axle ensures stable handling. Operators do not need to lock the self-steering axle manually outside of the preselected speed range or when reversing.



At the headland or during front loading work, you benefit from VarioActive steering* as you can already reach full wheel impact with just one steering wheel rotation. Up to 8 km/h the superimposed steering system is unrestricted, from 8 to 18km/h the superimposition effect is linear.

* Optional

FENDT CARGO/CARGOPROFI FRONT LOADER


Perfect loading combination.



A perfect overview with the VisioPlus cab and the slim, low bonnet
 You'll love the Fendt 300 Vario with its outstanding 77° panoramic view – a true wonder of visibility and space. The windscreen on the cab curves up into the roof for an unobstructed view over the raised front loader. The integrated curvature means any material just slides off. The area between and in front of the wheel arches has also been optimised, with the bonnet and waisted frame kept particularly narrow and neat. The VarioActive superimposed steering system makes the 300 Vario ProfiPlus more agile than ever.

Four front loader versions – Compact to Profi
 The Cargo front loader is available in four versions for the 300 Vario: Cargo 3X70, 4X75, 4X75 compact and CargoProfi 4X75. On the Compact 4X75, the arm is attached 100 mm closer to the cab, to increase stability.

Integrated Cargo damping system
 Gas pressure reservoirs absorb vibrations and shock loads so they are not transmitted to the tractor. This saves wear and tear on the tractor and ensures a long service life. The integrated damping system together with front axle and cab suspension ensures superior driving comfort and makes front-loader work a real pleasure.



Front loader with damping system

Perfect ergonomics: turn and steer on the left, load on the right.
 The front loader controls are perfectly integrated into the overall design of the right armrest and Varioterminal. There is no need to reach around. Your left hand selects the driving direction while your right hand operates the crossgate lever for the front loader. Depending on the configuration, you can choose between a crossgate lever or the 3L joystick as the controller for the front loader. You control the speed with your foot. With the reverser, you can change driving direction quickly and easily, without wear. The high hydraulic capacity of the Fendt 300 Vario ensures swift loading and unloading: The load-sensing pump delivers up to 110 l/min. Since the designs of the front loader and tractor have been specially adapted to each other, all maintenance work can be performed while the front loader is mounted.

CargoProfi: smart and accurate loading to target weight and working height
 Thanks to the precise measuring and tilt sensor system on the CargoProfi 4X75, you know exactly how much you are loading. Weigh your load at the touch of a button and make full use of the full loading capacity. This also saves the trip to the weighing station. The CargoProfi offers top and bottom limits for lifting height and tipping angle. Your bucket is emptied completely thanks to the integrated shake function, which loosens any stubborn material. The Memo function saves positions and makes frequently repeating jobs easier.

With the crossgate lever, the front loader can be controlled extremely sensitively with two control valves. When working with the silo or ball pliers, use the push-buttons on the crossgate lever to control the third and fourth hydraulic circuits (optional on request).

With the orange reverse lever, the driver can easily change directions with their left hand. Hold the lever down and the Vario stops. Release the lever and the tractor automatically drives in the preset direction.

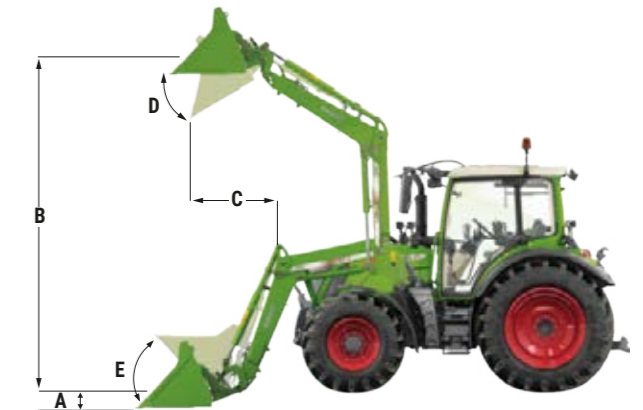


Limiting the tilt angle for safety: on the Fendt CargoProfi, you can limit the tilt angle when loading very high trailers. The Memo function is especially practical for repeating sequences, for example, the horizontal lower position can be targeted automatically. The weighing function gives you more control over the load weight.



Fendt Cargo front loader		3X/70 ²	4X/75 compact	4X/75 ¹
A Digging depth (tyre-dependent)	mm	60	220	150
B Excavation height (tyre-dependent)	mm	3740	4085	4155
C Laying width at height of 3.5 m (tyre-dependent)	mm	1450	1585	1685
C Laying width (tyre-dependent)	mm	1030	1045	1145
D Dumping angle	degrees	55	55	55
E Rollback angle	degrees	48	48	48
Continuous lifting capacity	daN	2000	1940	1940
Max. lift capacity	daN	2190	2250	2250

¹ Same values apply to Fendt CargoProfi
² Fendt 300 Vario (up to max. tyre Ø 1200 mm)



FendtONE

Seamlessly connecting office and machine.



Whenever you buy a product or service with the Fuse logo, you can enjoy guaranteed open connectivity and compatibility within our core brand ranges as well as with other manufacturers' products. To find out more, go to www.FuseSmartFarming.com

Consistent and intuitive operating philosophy
FendtONE merges your machines and your office into one control unit for the first time. FendtONE combines the familiar operation of the tractor with the terminal for planning or control tasks that classically would take place in the office. You can schedule field data and orders on your computer or smart device wherever you are, and send them to your machine. You see the same screen in the driver's cab (onboard) as you do in the office or on the move (offboard). FendtONE helps you comply with legal documentation requirements and optimises your entire work processes.

Practical advantages at a glance:

- Intuitive and uniform operation (same buttons in the same place with the same icons)
- Centralised maintenance of master data (field data, machines, etc.)
- Easily send data to the machine terminal and vice versa - wherever, whenever
- Open and vendor-independent system, with the option to manage mixed fleets
- Data sovereignty always lies with the customer

The counterpart to the new driver's workstation on the tractor (onboard) is FendtONE Offboard. You can access this modular application at www.fendt.one either from your office or on an app on your mobile device. With FendtONE Offboard, you can manage field, order and machine data and organise your team. The operating logic is the same as on the tractor terminal. The same overview manager is there to help you adapt the homepage to your individual needs.

OFFBOARD



Use it wherever you are, and on any device (tablet, mobile phone, PC)
Seamless data transfer makes it possible to manage waylines or create orders from any location.



ONBOARD

On the machine (terminal)
Ready for the future with the new 12" terminal! For more display space, integration and flexibility.

Use FendtONE Offboard in conjunction with the agrirouter

The interface between FendtONE Offboard and the agrirouter expands your options. In the future, you'll also be able to map mixed fleets* in FendtONE and use them in your order management. You can also connect other agricultural software solutions* to the FendtONE Offboard application. Use FendtONE initially as an easy introduction to job-specific documentation, and later transfer data from FendtONE to advanced farm management systems for further processing.

* Provided that the agricultural machinery or software manufacturer is registered with the agrirouter. To find out more, go to www.my-agrirouter.com



Tailored to your needs

Fendt Smart Farming Module	Optional
Guidance system basic package • Equips the tractor for lane guidance and the Fendt Guide application	• Choice of different receivers (NovAtel or Trimble) • Fendt Contour Assistant • Fendt TI • Fendt TI Auto
Agronomy basic package • Includes the TaskDoc and Fendt Task Manager apps • Create orders and follow-up reports on the machine • Full overview of completed jobs	• NEXT Machine Management • agrirouter
Telemetry basic package • For the best analysis and optional fleet management • Use Fendt Connect to display and store data such as machine position, fuel consumption, speed and error codes • Storage to evaluate work processes and machine condition • Data is sent via the mobile network, so you can check machine data wherever you are	
Machine control basic package • Prerequisite for additional ISOBUS functions • Simple and intuitive control of ISOBUS attachments with standardised cross-vendor interface as per Standard ISO 11783 • The tractor terminal and attachment are attached using a socket at the rear	• Fendt SectionControl (SC) • Fendt VariableRateControl (VRC)



Choose from four modules

In the field of smart farming, Fendt offers you a wide range of products to help you use your machine even more purposefully and at the same time work more comfortably. A total of four modules are available, which you can select as needed:

Guidance System – Agronomy – Telemetry – Machine Control

Each module includes a basic package of the startup applications you need. You can also extend the modules with optional extras.

Lane guidance and headland

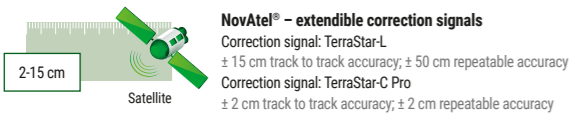
For those who prefer precision.

You can configure your Fendt lane guidance system to suit your needs. Equip your system with either a NovAtel or Trimble satellite receiver. Depending on your work and individual requirements, you can choose from correction signals with different accuracy levels.

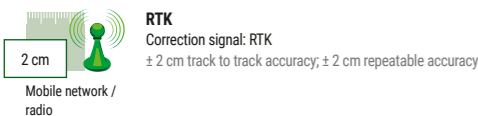
NovAtel® receiver



NovAtel® Standard
Correction signal: SBAS (EGNOS & WAAS)
± 15-30 cm track-to-track accuracy; ± 150 cm repeatable accuracy



NovAtel® – extendible correction signals
Correction signal: TerraStar-L
± 15 cm track to track accuracy; ± 50 cm repeatable accuracy
Correction signal: TerraStar-C Pro
± 2 cm track to track accuracy; ± 2 cm repeatable accuracy



RTK
Correction signal: RTK
± 2 cm track to track accuracy; ± 2 cm repeatable accuracy

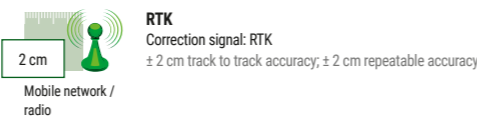
Trimble® receiver



Trimble® Standard
Correction signal: SBAS (Egnos & Waas)
± 15-30 cm track-to-track accuracy; ± 150 cm repeatable accuracy



Trimble® – extendible correction signals
Correction signal: RangePoint® RTX
± 15 cm track to track accuracy; ± 50 cm repeatable accuracy
Correction signal: CenterPoint® RTX and CenterPoint® RTX Fast
± 2 cm track to track accuracy; ± 2 cm repeatable accuracy



RTK
Correction signal: RTK
± 2 cm track to track accuracy; ± 2 cm repeatable accuracy

Because the receivers are installed under the roof hatch, they are fully protected against theft, weather and damage.

Two main factors are decisive for farming:

- Track-to-track accuracy: Shows how precise the contacts are from one track to the next
- Repeatable accuracy: Specifies how accurately you can repeat an existing wayline or field boundary from the previous year.

Agronomy

Save time in the office.



Headland management made easy with Fendt TI and TI Auto

This smart assist is a real benefit for repeat processes, especially headlands. Our Fendt TI headland management system saves you up to 1,920 daily hand movements in 160 turns. Both manually at a standstill and while driving, you can record all the functions as a sequence and save them in the terminal. Later, all it takes is a touch of a button to activate the automated sequences when entering and coming out of the headland. Work without having to reposition. Five triggers (route, time, front power lift, rear power lift and manual) and 13 function groups help you control an impressive 74 functions. Shift smoothly between the individual sequence steps. Later, all it takes is a touch of a key to activate the automated sequences at the headland.

With Fendt TI in combination with Fendt Guide (Fendt TI Auto), position detection automatically initiates all recorded steps at the headland.

Work profiles for perfectly adjusted equipment, even with different drivers working on the same machine

With the work profiles, you can save each implement with its own settings. This saves you from having to enter the settings each time. Even if you have different drivers, they can then work efficiently and optimised without making any settings. The numerous setting parameters include: power lift, PTO, hydraulics, maximum load control, cruise control, engine speed, 4WD and differential locks.

Fendt TaskDoc: get ahead of the paperwork

With the order-led documentation system Fendt TaskDoc, your tractor collects all necessary data as you work. You can then transfer the data as a standardised file into a field map – either via a USB stick, Bluetooth or wirelessly over the mobile network.

Simple order management: Fendt Task Manager

With the basic agronomy package on your machine, you can create orders on the go or from the office in just a few clicks and send them wirelessly to the machine. Completed jobs can then be returned from the machine to the FendtONE Offboard app. From there, a job report shows you more details, including which fields were worked and the output volumes. The map view also gives you an overview of the selected parameters.

Machine control

Perfect interaction of tractor and attachment.



SectionControl (SC)

SectionControl ensures clean contacts even on irregularly sectioned fields.

Perfect interplay via ISOBUS:

SectionControl, VariableRateControl and the Fendt Guide Contour Assistant give you all the software you need for high-precision, quality work.



No need for an external ISOBUS terminal

The additional 12" roof terminal offers you even more display space. You can show your ISOBUS attachment data on the roof terminal, for example, while the terminal on the armrest shows the lane guidance. External terminals are no longer needed.

Fendt ISOBUS is a standardised plug & play interface between the tractor and the attachment: Simply connect the ISOBUS plug to the ISOBUS socket, and the control screen of the attachment appears in the terminal.

- Improves the quality of work with clean contact at the headland
- Headland mode: Option to work the inner field first, then the headland

Make full use of your tractor's potential:

Fendt VariableRateControl (VRC)
VRC controls the output volume of resources (seeds, pesticides, fertilisers) for each subsection of field. To benefit from this smart solution, you need Fendt TaskDoc and an ISOBUS TC-GEO standard licence.

- The advantages of Fendt VariableRateControl**
- Increase your efficiency: Maximise yield while saving resources
 - Save time: Use the job report as a reporting basis to meet legal requirements (e.g. Fertiliser Regulations)
 - Flexibility: Compatible with ISO XML and Shape files

Pinpoint precision: Fendt SectionControl (SC)
SectionControl (SC) provides automated section control for ISOBUS implements. Fendt SectionControl supports up to 36 partial widths. The ISOBUS standard promises intuitive handling: The control screen automatically appears on the terminal when you connect the ISOBUS plug to the socket. All you need to do is flip a switch to start.

- How you benefit from Fendt SectionControl**
- Savings of up to 15% in resources by avoiding unwanted overlaps
 - Reduces the threat of disease, pests and weeds by avoiding overly dense crops and missed sections
 - Less effort for the driver, so they can fully concentrate on monitoring the implement

Fendt Guide Contour Assistant
The Fendt Guide Contour Assistant option adds Contour Segments and Single Track to the familiar wayline types.

- Contour Segments wayline**
Record each segment and track in a one-off circumnavigation of the field, or apply them directly from the existing field boundary.
- No need to record different waylines to edit different sections of the field
 - No need to manually switch between waylines as you work the field
 - Combine all relevant tracks in one
 - Contour Assistant automatically detects the right track

- Single Track wayline**
Record an almost endless track with an open contour.
- Ideal for plant protection, as you can record a single track and apply it to the whole field

Telemetry

Optimise your machine use.



Call up machine data from any location: Fendt Connect
Fendt Connect is the central telemetry solution for Fendt machines. With Fendt Connect, machine data is collected and evaluated, so farmers and contractors can monitor, analyse and optimise the condition and use of their machines.



- Fendt Connect tells you about:**
- Machine position and route
 - Fuel consumption and AdBlue level
 - Speed and working time
 - Machine capacity
 - Error messages
 - Upcoming service intervals

Fendt Connect
Mobile data transmission means you can check your realtime machine data anywhere – from a PC, tablet or smartphone.

FENDT 300 VARIO

VisioPlus cab – details.



Perfect ergonomic adjustment: The steering wheel and cockpit are easy and quick to adjust with the foot pedal. For the best sitting position, the steering wheel and cockpit must be at the right height and tilt angle. Benefit: The best view and minimal glare in the cockpit. For a comfortable exit, just pivot the steering column and cockpit upwards with the foot pedal.



■ The Fendt VisioPlus cab offers a number of different storage spaces and compartments so everything has its place. The image shows the fold-out compartment on the left side.



■ The fridge on the left provides space to cool provisions and drinks.



■ Particularly practical and as comfortable as a car: the indicator reset has 3 trigger settings: steering angle, time and speed.



■ The wide-angle mirror is integrated as a second mirror in the housing, providing excellent visibility for turning and avoiding blind spots. The second variant is the electrically adjustable heated rear-view mirror (Profi/Profi+).



□ Variant with fold-out panoramic window and door on the right. Includes an additional second handle to close the window. This ensures the window is very secure and fully sealed when closed, and keeps the noise out.



■ The comfort passenger seat with backrest and seatbelt offers passengers the same safety and comfort. There is a practical storage net underneath for work gloves and other items.



There are two cab suspension configurations to choose from:

- Mechanical cab suspension: Cone bearings at the front and mechanical spring damper elements make driving particularly comfortable. They prevent vibrations and noise being transferred to the cab when decoupling the cab from the tractor body.
- The pneumatic cab suspension with self-levelling (Profi and Profi+) minimises vibrations and makes the ride exceptionally comfortable. It is supported on four points: the cab rests on two conic bearings at the front and on two air spring elements at the rear.



■ The entrance is protected against dirt from the side. There are also wide steps and a well-placed handrail to get up and down safely. The door handle is easy to reach from the ground.



■ The hatch integrated in the roof liner offers additional ventilation on hot days.



■ Fold-away compartment under the armrest: as well as providing storage, this houses up to 4 USB sockets so you can charge and run your devices.



□ Numerous sockets are available for external current consumers.



■ Two programmable lighting modes: use the switch on the reverse lever to quickly toggle between two stored lighting modes, including road and field mode.



□ Universal bracket for tablet or terminal: You can also opt for an adjustable bracket with integrated rail guide. It has a ball joint bearing.



□ Infotainment – entertainment and radio reception: Multi-antenna system for best radio reception, automatic channel search and tuning; add the widest range of audio sources (Bluetooth, USB, AUX-IN), control with pushdial on armrest and terminal

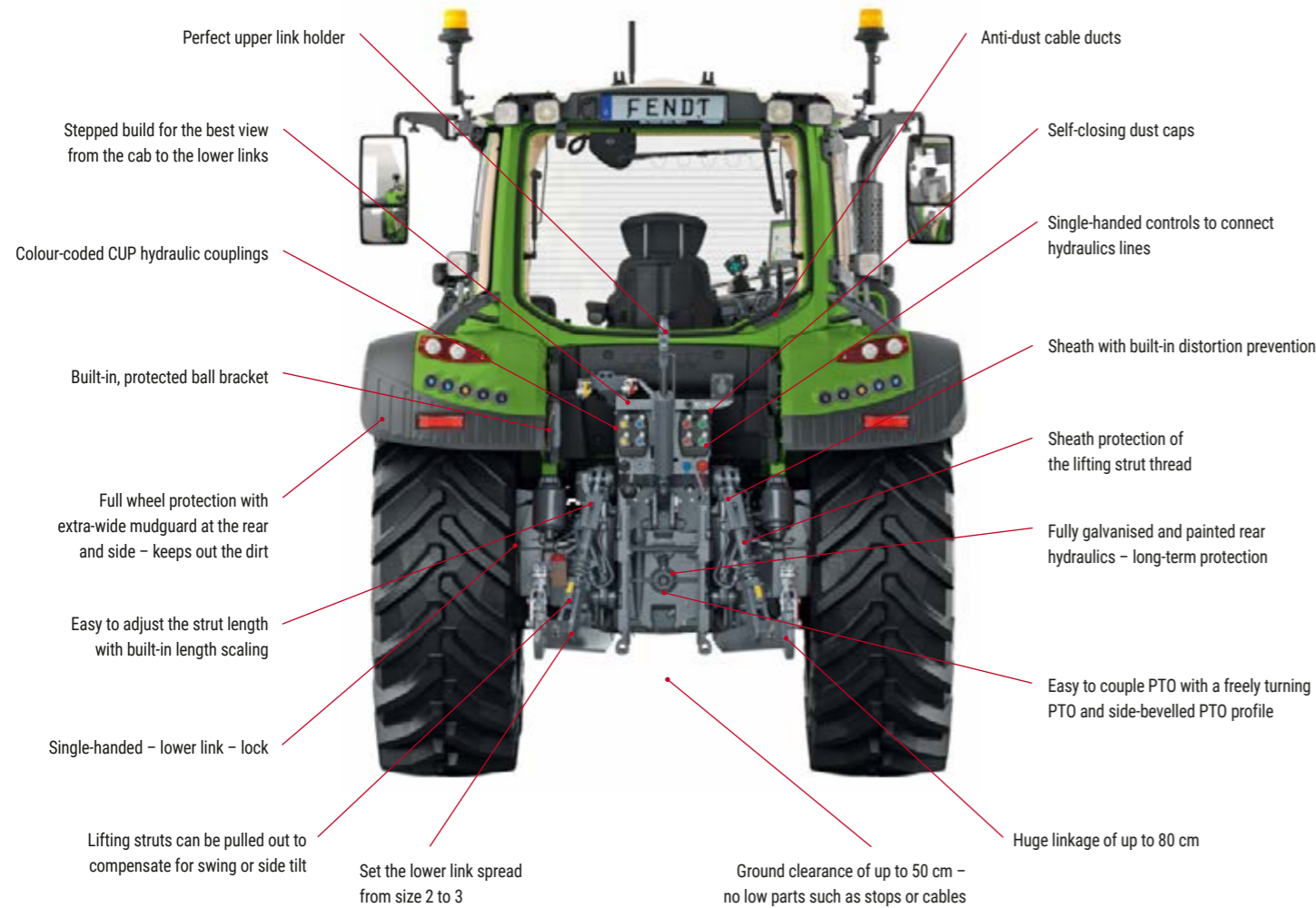


□ Always in view: keep your mobile phone in the built-in holder.

FENDT 300 VARIO

Attachments at the front and rear.

Perfect tractor rear: 18 practical benefits that make all the difference



The rear power lift, PTO and one spool valve can be controlled from either rear fender.



- Three high-quality integrated front power lifts:**
- Standard, with position control and position and load-relief
 - Sits particularly close to the vehicle, which means the entire hook-up is very manoeuvrable
 - Max. lift capacity 3,130 daN
 - Lower links with particularly good lower grip, fold in to park
 - Lifting cylinder protected by bellows against stone impacts
 - The vibration damping, fitted as standard, prevents bounce and guarantees safe driving and comfort
 - Top links with solid brackets and easy handling

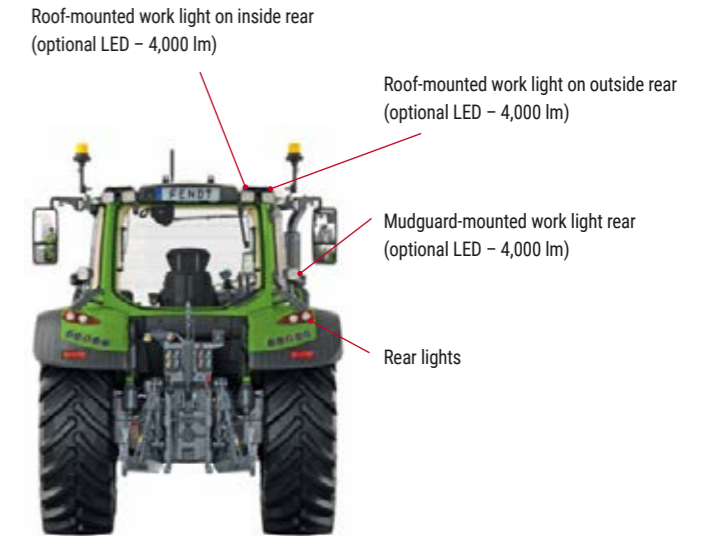
FENDT 300 VARIO

Lighting – front loader – details.



Extensive lighting system with Coming-Home function.

- Settings in Lighting menu on the dashboard
- Two programmable lighting modes
- Coming-Home function – adjustable timer



Up to six work lights at the rear.

Optionally with high-quality LED work lights.

- Total lumens with the full LED equipment is 48,300 lumen of luminous flux
- All LED headlights are shock-proof, jetwash-resistant, EMC-tested (lane guidance, radio) and salt-spray tested



Safe storage location: the fully integrated ball holder on the inner mudguard.



Full wheel protection with extra-wide mudguard at the rear and side – keeps out the dirt

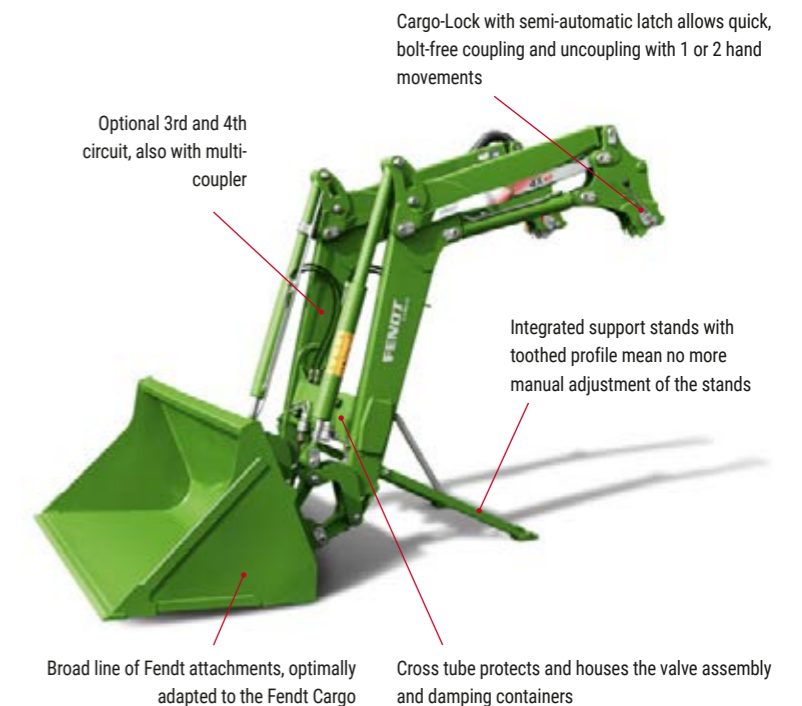


Prevents misuse and damage to attached implements: secure the lower link with the shut-off valve.



■ True ground clearance of up to 50 cm – no low parts such as stops or cables

Cargo details at a glance:





FENDT SERVICES

The best product with the best care and service.

With a Fendt 300 Vario, you get a cutting edge product that will overcome the toughest of challenges. That's why you can expect that little bit extra when it comes to services from highly-efficient, certified Fendt dealers –

- Fast lines of communication between you and our trained service team.
- 24/7 availability of replacement parts throughout the season
- 12-month warranty on Fendt original parts and their fitting

100% quality. 100% service: Fendt Services
We offer outstanding services to offer you the best possible reliability of use and efficiency from your Fendt Machine:

- Fendt Demo service
- Fendt Expert operator training
- AGCO Finance – finance and lease deals
- Fendt Care – servicing and guarantee extensions
- Fendt Certified - Pre-owned machine programme



+44 330 123 9909

Your Fendt dealers are always there when you need them, and have just one aim – to make sure your Fendt machines are ready for action at any time. If something does go wrong during harvest time, simply call your certified service centre 24/7 on the emergency hotline.



FENDT SERVICES

Rest assured that your machine will be ready for action tomorrow.

Fendt Demo service

Is this a new purchase? You'll love our Fendt solutions and overall efficiency. Let the Fendt Demo service make the decision easier.

Fendt Expert operator training

We help you get the most out of your vehicle. With the help of our exclusive Fendt Expert operator training programme, you can optimise the efficiency of your Fendt even further, and get to know all the functions to make your daily routine that much easier. Our team of professional trainers will advise you on how to use your Fendt machine to its full potential.

Fendt Care – maintenance and warranty extension up to 8 years / 8,000 operating hours

To keep your machine ready for action at any time, we offer a tailored maintenance and repair service beyond the statutory warranty, which only covers the repair risk of a new machine in the first 12 months after handover. That's where Fendt Care comes in. With flexible terms up to an impressive 8 years / 8,000 operating hours, and flexible rates with and without excess, your machine can be guaranteed beyond its first year. Your Fendt dealer will only install Fendt original parts. These have a proven standard of quality and are safety-tested. This ensures the best value retention for your Fendt machine.

Individual finance and lease models

Investing in technology means a considerable capital outlay. A credit finance agreement from AGCO Finance offers attractive conditions and flexible terms. From the initial down payment to monthly instalments to the payment term – you set the general terms on which to finance your Fendt. If you need additional resources in a hurry or want to use tractors over a long-term period without purchasing them, your Fendt dealer can offer the ideal solution with tailored lease packages.

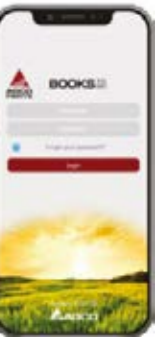
Fendt Certified - Pre-owned machine programme

Leaders drive Fendt – including with pre-loved agricultural machinery. Used agricultural machinery to tried and tested high-quality standards and certified Fendt quality – the ideal solution for cost-conscious farmers or as an addition to a growing fleet.

The benefits:

- Certification according to strict Fendt quality standards
- Extensive incoming check (technology, wear, appearance)
- Carefully serviced wear parts and component replacement, cleaning and painting where necessary
- One-year warranty (option to extend)

Using the smartphone app "AGCO Parts Books to go", you can find Fendt spare parts quickly and easily and order them directly. The app is available for download in the app store and in the Google Play Store. Your personal access data is available from your Fendt dealer.



Full control over costs and planning reliability

Fendt Care	Bronze	Silver			Gold ¹	Platinum ¹
Service	Regular maintenance, fixed maintenance costs	Cover against the risk of repair (excludes wear)			All costs covered (except wear and tear)	Costs and availability covered (except wear and tear)
Benefits	Reliability of use	Coverage against major damage	Full coverage under great conditions	Full protection while you keep costs under control	Protect against all unexpected repair risks including all secondary costs	For customers who can't afford to down tools
Regular maintenance	✓	✓	✓	✓	✓	✓
Repair costs		✓	✓	✓	✓	✓
Excess		€490	€190	€0	€0	€0
Travel costs, recovery/towing, troubleshooting with added diagnostics tools, performance testing, oils and filters, if engine/gearbox is repaired					✓	✓
After hours and weekend surcharge						✓
Replacement machine						✓

¹ Valid for UK, Germany and France. Platinum only available at participating dealers.



8 years / 8,000 operating hours

With its flexible Care warranty extension, Fendt offers particularly long policy periods of up to 8 years or 8,000 operating hours. Another benefit is the transferability in the event of reselling the machine and the possibility of renewal. This ensures operational reliability, minimises the cost risk of repairs and gives you a value-retaining used machine.

Easy to maintain with unbeatable residual value.



The engine compartment is very easily accessible for inspection and maintenance, even with front loader attachments. The bonnet has two separate side parts to make it easy to open.



Less effort: The compact radiator package is very accessible and can be cleaned easily and quickly because of the generous clearance between the coolers and the flat radiator bottom.



The superior value retention of a Fendt Vario is a solid building block for its overall economic efficiency. Solutions like this often don't come to market until years later. Benefit: a real investment even after years.



The high-performance air filter achieves optimum air intake and cleaning and is easy to replace.

Fendt extras.



Fendt extras are a great addition to your Fendt machine. Choose from an extensive range of products including lubricants, AdBlue, care kits, cab accessories and much more. All extras are available for purchase exclusively from your Fendt dealer.



What can we do for you?

What makes Fendt Services different?

For us, service means knowing and understanding your work in order to meet your demands for reliability and safety and to act in your economic interest. We stand behind our products and have developed them for the highest demands and long-term operation. Our service is the partnership aspect for your work.

How do I get a software update?

Fendt software is update-compatible, so your Fendt always features the latest technology. This ensures that your Fendt machine is technologically advanced, that it maintains its value, and keeps your investment as up to date in the future as it was on the first day you bought it. Contact your Fendt dealer for details.

What is Fendt Expert?

Become an expert on the Vario Profi with Fendt Expert driver training: Are you already familiar with all the functions that the technology has to offer? Take advantage of the technology in every Fendt Vario and learn how to make best use of every feature, with Fendt Expert. Our team of professional trainers will advise you on how to use the full potential of your Fendt tractor. Contact your dealer for details and register today.

Want to find out more about Fendt Smart Farming solutions?

For an even more detailed look into Fendt Smart Farming, watch out for the published brochure and information online on the Fendt homepage, coming soon.

Contact Fendt.

fendt.com

Find everything online – from brochures to technical specifications, from reports about customers or our company to our Fendt event calendar.

Fendt Configurator

With the Fendt Vehicle Configurator, you can choose from all the available equipment variations and put together the optimally equipped vehicle for your farm. The Fendt Configurator is available online at www.fendt.com, where you will find a quick link to it directly on the start page.

fendt.tv

Fendt around the clock – our Fendt Media Library makes it possible. Our Internet TV provides you with news and information about Fendt 24/7.

Test drives

Go to fendt.com and select "Fendt Services" on the "Service" page, select the "Demo Service", then register for a test drive with the tractor of your choice.



Equipment variants.*

	Power**	Profi	Profi+
Engine			
Preheater unit (engine, transmission oil)	<input type="checkbox"/>	<input type="checkbox"/>	<input type="checkbox"/>
Transmission			
Shuttle function, stop-and-go function	<input checked="" type="checkbox"/>	<input checked="" type="checkbox"/>	<input checked="" type="checkbox"/>
Acoustic signal when reversing	<input type="checkbox"/>	<input type="checkbox"/>	<input type="checkbox"/>
Guidance system			
Guidance system basic package			<input checked="" type="checkbox"/>
Standard Trimble / NovAtel			<input type="checkbox"/>
RTK Trimble / NovAtel			<input type="checkbox"/>
TI Auto			<input type="checkbox"/>
Contour Assistant			<input type="checkbox"/>
Agronomy			
Agronomy basic package			<input type="checkbox"/>
Telemetry			
Telemetry basic package		<input type="checkbox"/>	<input type="checkbox"/>
Machine control			
Machine control basic package (ISOBUS)		<input type="checkbox"/>	<input checked="" type="checkbox"/>
Section Control (SC)			<input type="checkbox"/>
Variable Rate Control (VRC)			<input type="checkbox"/>
Vario operation			
Multi-function joystick with cruise control, engine speed memory, automatic modes, controls for hydraulics	<input checked="" type="checkbox"/>	<input checked="" type="checkbox"/>	<input checked="" type="checkbox"/>
3L joystick		<input type="checkbox"/>	<input type="checkbox"/>
Individual Operation Manager – flexible key assignment	<input checked="" type="checkbox"/>	<input checked="" type="checkbox"/>	<input checked="" type="checkbox"/>
10" digital dashboard	<input checked="" type="checkbox"/>	<input checked="" type="checkbox"/>	<input checked="" type="checkbox"/>
12" terminal with touchscreen and key control		<input type="checkbox"/>	<input checked="" type="checkbox"/>
Second 12" terminal in roof		<input type="checkbox"/>	<input type="checkbox"/>
Fendt Active steering			<input checked="" type="checkbox"/>
Cab			
Active charcoal filter	<input type="checkbox"/>	<input type="checkbox"/>	<input type="checkbox"/>
Mechanical cab suspension	<input type="checkbox"/>	<input checked="" type="checkbox"/>	<input checked="" type="checkbox"/>
Pneumatic cab suspension	<input type="checkbox"/>	<input type="checkbox"/>	<input type="checkbox"/>
Super comfort seat 3-point belt	<input type="checkbox"/>	<input type="checkbox"/>	<input type="checkbox"/>
Comfort seat, air sprung	<input checked="" type="checkbox"/>	<input checked="" type="checkbox"/>	<input checked="" type="checkbox"/>
Super Comfort Seat, air sprung	<input type="checkbox"/>	<input type="checkbox"/>	<input type="checkbox"/>
Air-conditioning	<input checked="" type="checkbox"/>	<input checked="" type="checkbox"/>	<input checked="" type="checkbox"/>
Integrated automatic climate control	<input type="checkbox"/>	<input type="checkbox"/>	<input type="checkbox"/>
Split windscreen and door on right	<input type="checkbox"/>	<input type="checkbox"/>	<input type="checkbox"/>
Continuous windscreen	<input checked="" type="checkbox"/>	<input checked="" type="checkbox"/>	<input checked="" type="checkbox"/>
One-piece windscreen and door on right	<input type="checkbox"/>	<input type="checkbox"/>	<input type="checkbox"/>
Rear window wash/wipe	<input type="checkbox"/>	<input type="checkbox"/>	<input type="checkbox"/>
Rear view mirror and wide-angle mirror electrically adjustable, heated		<input type="checkbox"/>	<input type="checkbox"/>
Auxiliary device holder	<input type="checkbox"/>	<input type="checkbox"/>	<input type="checkbox"/>
Universal mobile phone holder	<input type="checkbox"/>	<input type="checkbox"/>	<input type="checkbox"/>
Universal tablet holder	<input type="checkbox"/>	<input type="checkbox"/>	<input type="checkbox"/>
Radio mounting kit with two stereo speakers	<input checked="" type="checkbox"/>	<input checked="" type="checkbox"/>	<input checked="" type="checkbox"/>
Infotainment package	<input type="checkbox"/>	<input type="checkbox"/>	<input type="checkbox"/>
Infotainment bundle + 4.1 sound system	<input type="checkbox"/>	<input type="checkbox"/>	<input type="checkbox"/>
4 camera connections (digital/analogue)		<input type="checkbox"/>	<input type="checkbox"/>
4 USB ports	<input type="checkbox"/>	<input type="checkbox"/>	<input type="checkbox"/>
Fendt Reaction steering system	<input checked="" type="checkbox"/>	<input checked="" type="checkbox"/>	<input checked="" type="checkbox"/>
Brake level device	<input type="checkbox"/>	<input type="checkbox"/>	<input type="checkbox"/>
Electric battery disconnect switch	<input type="checkbox"/>	<input type="checkbox"/>	<input type="checkbox"/>
Lighting			
Auxiliary lights front	<input type="checkbox"/>	<input type="checkbox"/>	<input type="checkbox"/>
Work lights A-pillar	<input type="checkbox"/>	<input type="checkbox"/>	<input type="checkbox"/>
A-pillar LED work lights	<input type="checkbox"/>	<input type="checkbox"/>	<input type="checkbox"/>

* Please refer to the Settings for equipment variants ** Available for delivery from January 2021

Standard and optional equipment
 Standard:
 Optional:

	Power**	Profi	Profi+
Lighting			
Rear mudguard work lights	<input type="checkbox"/>	<input type="checkbox"/>	<input type="checkbox"/>
Rear mudguard LED work lights	<input type="checkbox"/>	<input type="checkbox"/>	<input type="checkbox"/>
Roof rear work lights / 2 pairs	<input checked="" type="checkbox"/>	<input checked="" type="checkbox"/>	<input checked="" type="checkbox"/>
Roof rear LED work lights / 2 pairs	<input type="checkbox"/>	<input type="checkbox"/>	<input type="checkbox"/>
Roof front external work lights	<input checked="" type="checkbox"/>	<input checked="" type="checkbox"/>	<input checked="" type="checkbox"/>
Roof front external LED work lights	<input type="checkbox"/>	<input type="checkbox"/>	<input type="checkbox"/>
Roof front internal work lights	<input type="checkbox"/>	<input type="checkbox"/>	<input type="checkbox"/>
Roof front internal LED work lights	<input type="checkbox"/>	<input type="checkbox"/>	<input type="checkbox"/>
Chassis			
Front axle suspension self-levelling, lockable	<input checked="" type="checkbox"/>	<input checked="" type="checkbox"/>	<input checked="" type="checkbox"/>
Steering brake	<input checked="" type="checkbox"/>	<input checked="" type="checkbox"/>	<input checked="" type="checkbox"/>
Automatic trailer steering axle lock		<input type="checkbox"/>	<input type="checkbox"/>
Compressed air system 2-circuit system	<input type="checkbox"/>	<input type="checkbox"/>	<input type="checkbox"/>
4WD / differential locks			
Rear / front differential with 100% disc locking and steering angle sensors	<input checked="" type="checkbox"/>	<input checked="" type="checkbox"/>	<input checked="" type="checkbox"/>
Power lift			
Sa front power lift, with external control (separate valve)	<input type="checkbox"/>	<input type="checkbox"/>	<input type="checkbox"/>
Comfort front power lift da, with position control, external controls	<input type="checkbox"/>	<input type="checkbox"/>	<input type="checkbox"/>
Comfort front power lift da, with position control and relief control, external controls	<input type="checkbox"/>	<input type="checkbox"/>	<input type="checkbox"/>
Electrohydraulic power lift sa (EHR),	<input checked="" type="checkbox"/>	<input checked="" type="checkbox"/>	<input checked="" type="checkbox"/>
Externally controlled rear power lift	<input checked="" type="checkbox"/>	<input checked="" type="checkbox"/>	<input checked="" type="checkbox"/>
PTO			
Front: 1000 rpm	<input type="checkbox"/>	<input type="checkbox"/>	<input type="checkbox"/>
Rear PTO 540/WZW/1000 rpm	<input type="checkbox"/>	<input type="checkbox"/>	<input type="checkbox"/>
Rear PTO 540/540E/1000 rpm	<input checked="" type="checkbox"/>	<input checked="" type="checkbox"/>	<input checked="" type="checkbox"/>
Rear: Flanged PTO 540/540E/1000 rpm	<input type="checkbox"/>	<input type="checkbox"/>	<input type="checkbox"/>
External controls for rear PTO	<input checked="" type="checkbox"/>	<input checked="" type="checkbox"/>	<input checked="" type="checkbox"/>
PTO comfort control, electrohydr. preselection	<input checked="" type="checkbox"/>	<input checked="" type="checkbox"/>	<input checked="" type="checkbox"/>
Hydraulics			
EHS valve actuation crossgate lever, multi-function joystick	<input checked="" type="checkbox"/>	<input checked="" type="checkbox"/>	<input checked="" type="checkbox"/>
EHS valve actuation linear module (rocker)*	<input type="checkbox"/>	<input checked="" type="checkbox"/>	<input checked="" type="checkbox"/>
External control for hydraulic control unit at rear	<input type="checkbox"/>	<input type="checkbox"/>	<input type="checkbox"/>
Hydraulic tandem pump, hydraulic oil cooler (46+ 38 l/min)	<input checked="" type="checkbox"/>	<input checked="" type="checkbox"/>	<input checked="" type="checkbox"/>
Load sensing system with axial piston pump (110 l/min)	<input type="checkbox"/>	<input checked="" type="checkbox"/>	<input checked="" type="checkbox"/>
1st and 2nd EHS valve at rear	<input checked="" type="checkbox"/>	<input checked="" type="checkbox"/>	<input checked="" type="checkbox"/>
3. EHS valve at rear	<input type="checkbox"/>	<input type="checkbox"/>	<input type="checkbox"/>
4th EHS valve at rear or 1st EHS valve at front	<input type="checkbox"/>	<input type="checkbox"/>	<input type="checkbox"/>
Unpressurised rear return flow	<input type="checkbox"/>	<input type="checkbox"/>	<input type="checkbox"/>
Rear DCUP couplings (connect under pressure)	<input type="checkbox"/>	<input type="checkbox"/>	<input type="checkbox"/>
CUP coupling rear	<input checked="" type="checkbox"/>	<input checked="" type="checkbox"/>	<input checked="" type="checkbox"/>
Additional equipment			
Manual hitch	<input checked="" type="checkbox"/>	<input checked="" type="checkbox"/>	<input checked="" type="checkbox"/>
Automatic trailer hitch with remote control, rear	<input type="checkbox"/>	<input type="checkbox"/>	<input type="checkbox"/>
Ball coupling, height adjustable	<input type="checkbox"/>	<input type="checkbox"/>	<input type="checkbox"/>
Hitch	<input type="checkbox"/>	<input type="checkbox"/>	<input type="checkbox"/>
Drawbar	<input type="checkbox"/>	<input type="checkbox"/>	<input type="checkbox"/>
Piton-fix	<input type="checkbox"/>	<input type="checkbox"/>	<input type="checkbox"/>
Wheel weights, rear wheels	<input type="checkbox"/>	<input type="checkbox"/>	<input type="checkbox"/>
Pivoting front wheel mudguard	<input type="checkbox"/>	<input checked="" type="checkbox"/>	<input checked="" type="checkbox"/>
Front loader			
Front loader Cargo 3X/70	<input type="checkbox"/>	<input type="checkbox"/>	<input type="checkbox"/>
Front loader Cargo 4X/75	<input type="checkbox"/>	<input type="checkbox"/>	<input type="checkbox"/>
Front loader Cargo 4X/75 Compact	<input type="checkbox"/>	<input type="checkbox"/>	<input type="checkbox"/>
Front loader Cargo 4X/75 Profi**		<input type="checkbox"/>	<input type="checkbox"/>

Technical specifications.



		311 Vario	312 Vario	313 Vario	314 Vario
Engine					
Rated power ECE R 120	kW/hp	74/100	83/113	90/123	97/132
Rated power with DP ECE R 120 (approval rating)	kW/hp				104/142
Maximum power ECE R 120	kW/hp	83/113	90/123	98/133	104/142
Maximum power with DP ECE R 120	kW/hp				112/152
No. of cylinders	Number	4	4	4	4
Cylinder bore/stroke	mm	108 / 120	108 / 120	108 / 120	108 / 120
Cubic capacity	cm³	4400	4400	4400	4400
Rated speed	rpm	2100	2100	2100	2100
Max. torque at 1500 rpm	Nm	497	536	571	608
Max. torque with DP at 1500 rpm	Nm				650
Torque rise	%	48.3	41.5	38.9	37.2
Fuel level	litres	210.0	210.0	210.0	210.0
AdBlue tank	litres	23.0	23.0	23.0	23.0
Transmission and PTO					
Transmission type		ML 75	ML 75	ML 75	ML 75
Speed range forward	km/h	0,02-40	0,02-40	0,02-40	0,02-40
Speed range reverse	km/h	0,02-25	0,02-25	0,02-25	0,02-25
Top speed	km/h	40	40	40	40
Rear PTO		540/ 540E/ 1000	540/ 540E/ 1000	540/ 540E/ 1000	540/ 540E/ 1000
Rear PTO option (including ground speed PTO)		540/1000/4,2	540/1000/4,2	540/1000/4,2	540/1000/4,2
Front PTO option		1000	1000	1000	1000
Power lift and hydraulics					
Dual hydraulic pump	l/min	46+38	46+38	46+38	46+38
Variable flow pump	l/min	110	110	110	110
Working pressure / control pressure	bar	200	200	200	200
Max. valves (front/centre/rear)	Number	0/0/4	0/0/4	0/0/4	0/0/4
Max. valves available as an option (front/centre/rear)	Number	1/0/3	1/0/3	1/0/3	1/0/3
Max. available hydraulic oil volume	litres	43	43	43	43
Max. lift capacity of rear power lift	daN	5960	5960	5960	5960
Max. lift capacity of front power lift	daN	3130	3130	3130	3130
Tyres					
Front tyres (standard)		440/65R24	440/65R24	480/65R24	480/65R24
Standard tyres rear		540/65R34	540/65R34	540/65R38	540/65R38
1. Optional front tyres		480/65R24	480/65R24	16.9R24	16.9R24
1. Optional rear tyres		540/65R38	540/65R38	18.4R38	18.4R38
2. Optional front tyres		540/65R24	540/65R24	540/65R24	540/65R24
2. Optional rear tyres		600/65R38	600/65R38	600/65R38	600/65R38
Dimensions					
Front track width (standard tyres)	mm	1685	1685	1820	1820
Rear track width (standard tyres)	mm	1660	1660	1800	1800
Overall width with standard tyres	mm	2220	2220	2320	2320
Overall length	mm	4336	4336	4336	4336
Overall cab height with standard tyres without VarioGuide	mm	2820	2820	2860	2860
Overall cab height with standard tyres with VarioGuide	mm	2870	2870	2910	2910
Max. ground clearance	mm	510	510	510	510
Wheelbase	mm	2420	2420	2420	2420
Weights					
Unladen weight (base tractor with cab - full tanks, without driver)	kg	4850.0	4850.0	5010.0	5010.0
Max. permissible overall weight	kg	8500.0	8500.0	8500.0	8500.0
Max. trailer hitch load	kg	2000.0	2000.0	2000.0	2000.0

FENDT

It's Fendt. Because we understand Agriculture.



www.fendt.com

AGCO GmbH – Fendt Marketing
87616 Marktobendorf, Germany

 **AGCO**
Your Agriculture Company

Fendt is a worldwide brand of AGCO.
All details regarding scope of delivery, appearance, performance, dimensions and weights, fuel consumption and running costs of vehicles reflect the latest information available at the time of print. These may change by the time of purchase. Your Fendt dealer will be happy to inform you about any changes. The vehicles shown do not feature country-specific equipment.